



2004-05 Alumni Placement Report

Stacie Hays
Office of Career Services
Morningside College



Background

- Morningside has surveyed alumni about their post-graduation employment and continuing education activities for a number of year.
- Report provides information on placement rate, employment and continuing education.




Methodology

- All undergraduate students who graduated from Morningside during the 2004-05 academic year were included in this survey
- Graduates were surveyed during the fall of 2005



Response Rate

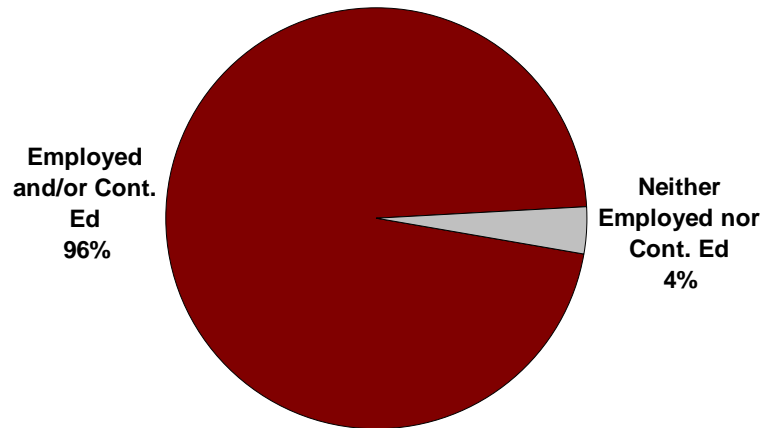
Of the 131 graduates surveyed, 113 responded



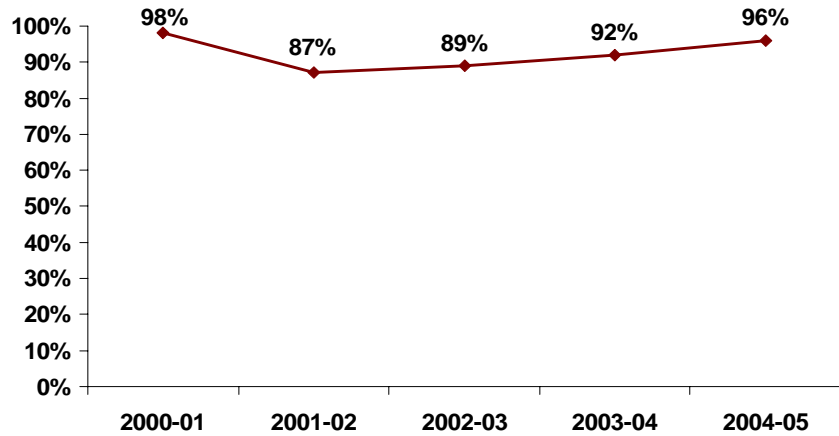


Placement Rate

Of the 113 graduates who responded, 109 were either employed (FT and/or PT) or continuing their education

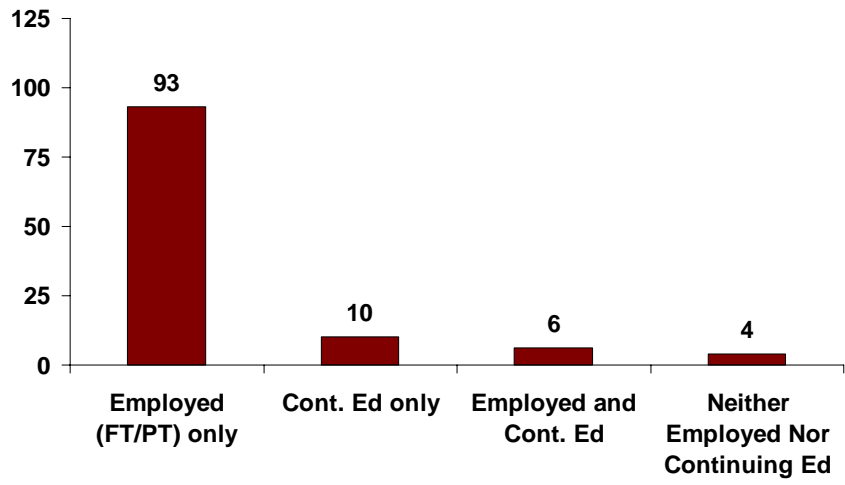


Trend: Alumni Placement within First Year of Graduation





Alumni Placement

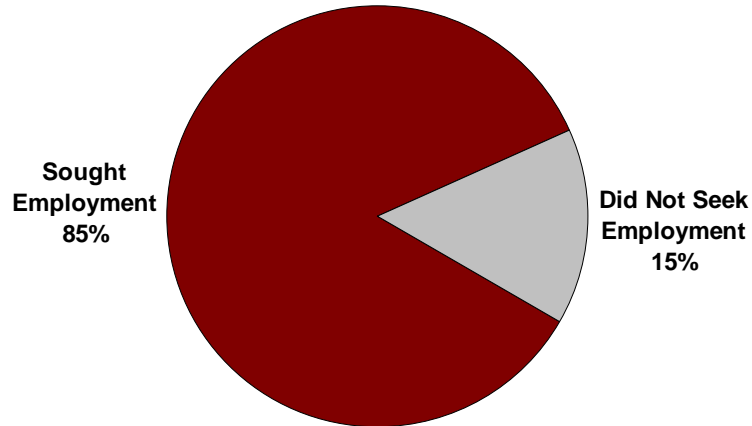


Employment



Sought Employment

Of the 113 graduates who responded, 96 indicated they had sought employment after graduation



Sought and Found Employment

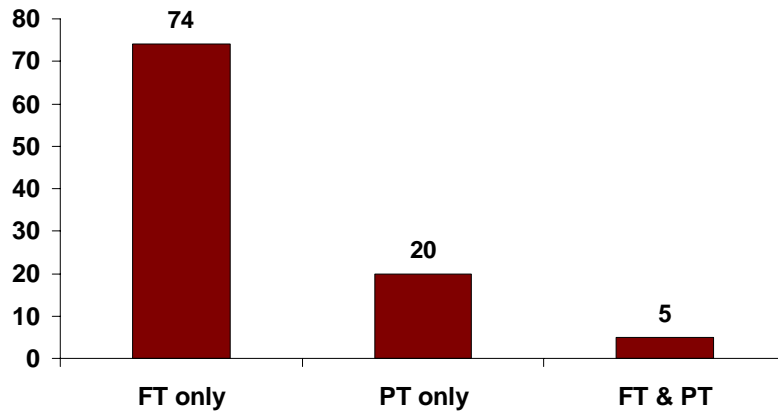
Of the 96 graduates who indicated they had sought employment after graduation, 93 (97%) found employment

Sought Employment?	Employed		
	FT only	PT only	FT & PT
Yes	71	17	5
No	3	3	0



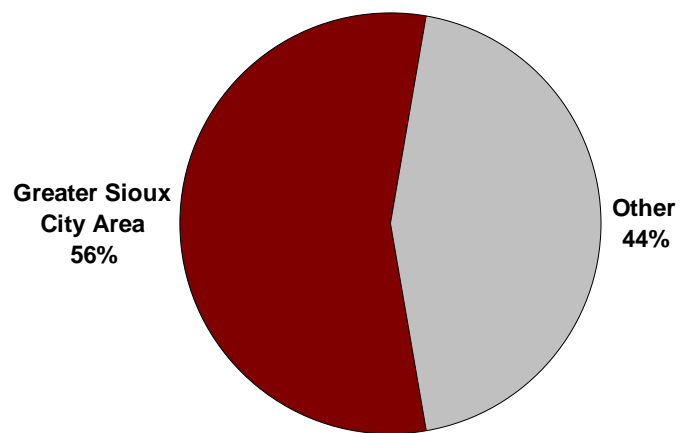
Employment

Of the 113 graduates who responded, 99 (88%) indicated they were employed either on a full-time and/or part-time basis



Location of Employment

Employed full or part-time





Field of Study

- Of the 79 graduates employed on a full-time basis, 68 (86%) indicated that they were employed within their field of study
- Of the 25 graduates employed on a part-time basis, 14 (56%) indicated that they were employed within their field of study



Looking for Employment in Field of Study

- Of the 11 graduates who were employed on a full-time basis outside of their field of study, 7 (64%) indicated that they were look for employment within their field of study
- Of the 11 graduates who were employed on a part-time basis outside of their field of study, 5 (46%) indicated that they were look for employment within their field of study



Location of FT Employment by Academic Department of Undergraduate Major

DEPT	Greater Sioux City area	Iowa, other than greater Sioux City area	Outside of Iowa, other than greater Sioux City area	Total
ART	2	2	4	8
BADM	14	2	4	20
BIOL	0	1	0	1
EDUC	10	4	1	15
ENGL	0	2	1	3
HIPS	1	0	3	4
MATH	1	2	1	4
MCOMM	0	1	6	7
MLANG	1	0	0	1
MUSIC	0	2	0	2
NURS	3	0	6	9
PHIL	0	0	1	1
PSYCH	2	0	1	3
Total	34	16	28	78



Continuing Education

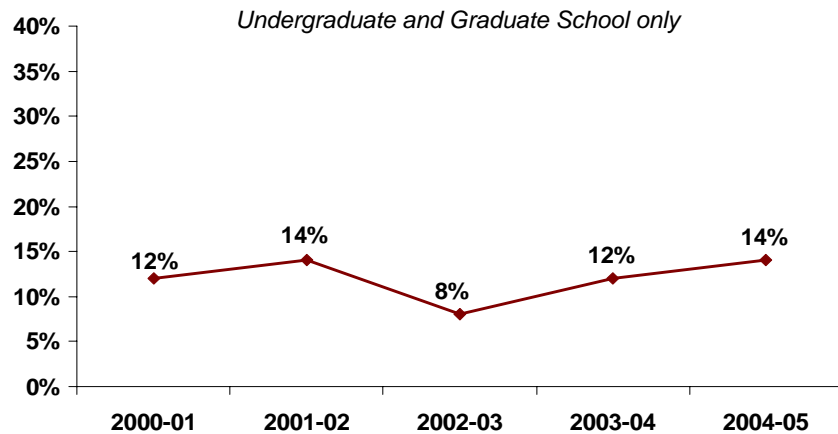


Continuing Education

- Of the 113 graduates who responded to the survey, 16 (14%) indicated that they were continuing their education
 - Graduate: 13/16 (81%)
 - Undergraduate: 3/16 (19%)
- Of the 16 graduates who were continuing their education, 6 (38%) were also employed on a full- or part-time basis



Trend: Participation in Continuing Education within First Year of Graduation





Type of Continuing Education by Academic Department of Undergraduate Major

DEPT	Graduate	Undergraduate	Total
ART	1	0	1
BADM	1	0	1
BIOL	1	3	4
EDUC	1	0	1
ENGL	0	0	0
HIPS	1	0	1
MATH	1	0	1
MCOMM	1	0	1
MLANG	0	0	0
MUSIC	0	0	0
NURS	1	0	1
PHIL	1	0	1
PSYCH	4	0	4
Total	13	3	16



Trend: Enrollment in Graduate School within First Year of Graduation

